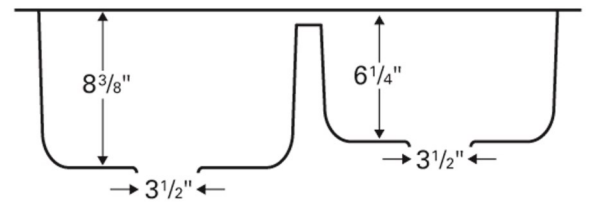
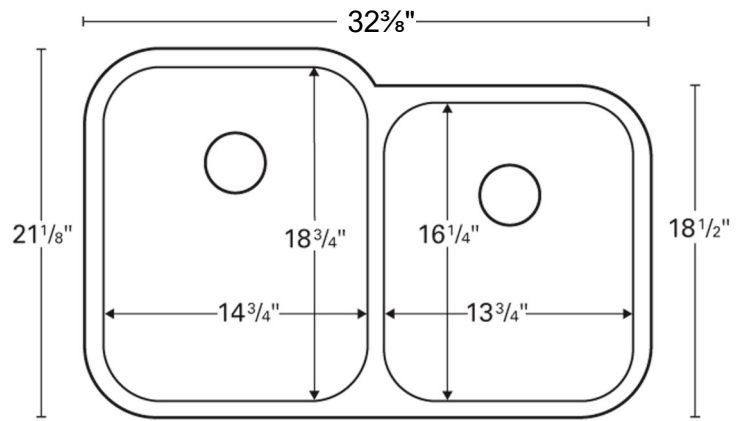


Karran Edge Series stainless steel sinks are manufactured from durable 18 gauge stainless steel that makes them tough and resilient to even the toughest daily tasks. Each Edge sink has a patented resin matrix rim that allows it to be seamlessly integrated into all laminate and solid surface countertop materials. Seamless integration is the most hygienic way to install a sink into a countertop in both residential and commercial applications.

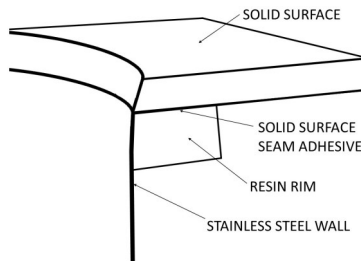
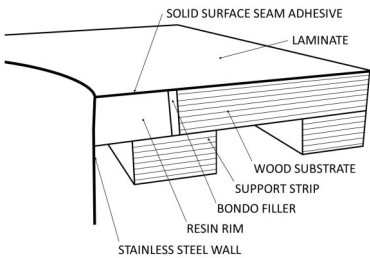
Series:	Edge 300 Series
Material:	18 Gauge, Type 304 stainless steel
Installation Type:	Seamless undermount
Configuration / Style:	Large/small bowl sink
Finish:	Soft satin brushed finish
Overall dimensions:	32-3/8" x 21-1/8"
Left bowl dimensions:	14-3/4" x 18-3/4" x 8-3/8"
Right bowl dimensions:	13-3/4" x 16-1/4" x 6-1/4"
Drain size:	3-1/2"
Min. cabinet size:	36"
Template included:	No
Clips included:	No
Accessories included:	No



INSTALLATION OPTIONS

IN LAMINATE

IN SOLID SURFACE



PROJECT INFORMATION

PROJECT: _____
CONTACT: _____
DATE: _____
NOTES: _____

APPROVAL:

RECOMMENDED TOOLING FOR INSTALLATION

- 10° Bevel bit [BITLAM]-Laminate installs
- 24° Bevel bit [BITSS24]-Solid surface Installs
- Seam adhesive [BRISA]
- Adhesive gun [AG]
- Non-woven flap wheel [FLAP3X2FINE]

OPTIONAL ACCESSORIES

- Stainless steel basket strainer [L-1]
- Stainless steel basket strainer [L-2]
- Stainless steel disposal flange [L-2DF]
- Sink grid [GR-3002, GR-3003]

Sinks are listed with IAPMO and meet the requirements of the Uniform Plumbing Code, International Plumbing Code and the National Plumbing Code of Canada.



We reserve the right to update product specifications without notice. Please visit karran.com for the most current specification sheets. All dimensions are accurate to 1/4". REV 05-2022